

**NORTH DAKOTA**

# State Comprehensive Outdoor Recreation Plan

2018-2022





# NORTH DAKOTA State Comprehensive Outdoor Recreation Plan 2018-2022

## TABLE OF CONTENTS

Executive Summary.....3  
 Overview.....4  
 Demand and Supply.....7  
 Recommendations ..... 12  
 Facility Priorities ..... 14  
     Region 1 ..... 16  
     Region 2 ..... 17  
     Region 3 ..... 18  
     Region 4 ..... 19  
     Region 5 ..... 21  
     Region 6 ..... 22  
     Region 7 ..... 23  
     Region 8 ..... 24  
 Plan Development ..... 26

### State of North Dakota

Doug Burgum, *Governor*

### North Dakota Parks and Recreation Department

Melissa Baker, Ph.D., *Director*

Matt Gardner, *Recreation Division Manager*

Kevin Stankiewicz, *Recreation & Trails Grant  
Coordinator*

---

*The mission of the North Dakota Parks and Recreation Department is to provide and enhance outdoor recreation opportunities through diverse parks and programs that conserve the state’s natural diversity.*

---

Acknowledgements: This publication was prepared by the North Dakota Parks and Recreation Department with Clearwater Communications. Winkelman Consulting surveyed North Dakota households and outdoor recreation providers and analyzed the resulting data included in this publication.

Photo Credits: North Dakota Parks and Recreation Department, Bismarck Parks and Recreation District, Bottineau Park District, Fargo Park District, Grand Forks Park District and Mandan Parks and Recreation.

Accessibility: The North Dakota Parks and Recreation Department’s facilities, programs, and employment procedures are open to all, regardless of age, sex, race, color, disability, religion, national origin or political affiliation. Contact us prior to your visit if you need an accommodation for a disability. For more information, contact North Dakota Parks and Recreation Department, 1600 E. Century Ave. Suite 3, PO Box 5594, Bismarck, ND 58503; phone 701-328-5357; or Relay North Dakota TTY Service 800-366-6888.

# EXECUTIVE SUMMARY

Abundant outdoor recreation opportunities are available to North Dakota’s citizens and visitors, but a comprehensive plan for the state’s outdoor recreation infrastructure is vital to ensure citizens and visitors have continued access to activities that improve North Dakota’s quality of life, the health and well-being of its citizens and the conservation of its land, as well as grow the state’s economy.

This *2018–2022 North Dakota State Comprehensive Outdoor Recreation Plan (SCORP)* was prepared by the North Dakota Parks and Recreation Department (NDPRD) and is a guide for managing and developing North Dakota’s non-consumptive outdoor recreation infrastructure. It was financed in part by a planning grant from the National Park Service, U.S. Department of the Interior, under the provisions of the Land and Water Conservation Fund (LWCF) Act of 1965 (PL 88-578, as amended), with additional funding provided by the Recreational Trails Program and the state of North Dakota.

In 2017, households and outdoor recreation providers were surveyed to determine the demand for and supply of non-consumptive outdoor recreation in North Dakota. Ninety-three percent of households report outdoor recreation is important. Forty-nine percent of public providers in North Dakota report demand for outdoor recreation facilities and activities exceeds supply for their users.

Across much of North Dakota, demand for outdoor recreation opportunities exceeds the supply of accessible, high-quality infrastructure. Based on analysis of the demand for and supply of outdoor recreation in North Dakota, categories of facilities are prioritized for grant funding at the state level for 2018 to 2022.

## Statewide Facility Priorities

Primary Needs	Secondary Needs	Tertiary Needs
Non-Motorized Trails	Swimming/Water Facilities	Shooting Sport Facilities
Playgrounds/Picnic Areas/Open Space Parks	Recreational Boating Facilities	Canoeing/Kayaking Facilities
Campgrounds	Winter Sports Facilities	Sports Courts/Fields
		Motorized Trails



The NDPRD, with input from the state’s public outdoor recreation stakeholders, has identified an overarching goal with three supporting strategies to guide the development of North Dakota’s outdoor recreation infrastructure over the next five years.

**Goal:** Enhance outdoor recreation across the state by educating and engaging North Dakotans to ensure diverse, affordable and accessible opportunities for citizens and visitors.

- Strategy: Educate North Dakotans about outdoor recreation.
- Strategy: Engage North Dakotans in outdoor recreation.
- Strategy: Expand outdoor recreation opportunities in North Dakota.

By educating and engaging North Dakotans, the state’s public outdoor recreation providers will continue to strengthen and expand the infrastructure necessary to meet the demands of North Dakota’s citizens and visitors for high-quality, affordable and accessible outdoor recreation opportunities.

# Overview

## Outdoor Recreation in North Dakota

Abundant outdoor recreation opportunities are available to North Dakota's citizens and visitors. The state's diverse landscape offers unlimited possibilities to experience the outdoors, from the rugged Badlands in the west to the forested hills in the north to the tallgrass prairie in the east. Distinct seasons provide a variety of outdoor experiences for those who enjoy the summer sun or the winter snow.

Outdoor recreation is essential to North Dakota's quality of life, improving the health and well-being of its citizens and promoting the conservation of its land. Outdoor recreation also contributes significantly to the state's economy as one of the primary drivers of tourism, North Dakota's third largest industry.

North Dakota's population is growing and its landscape is changing. Agriculture and energy remain the state's two largest industries – and development of both impacts the state's outdoor recreation opportunities. A comprehensive plan for North Dakota's outdoor recreation infrastructure is vital to ensure citizens and visitors have accessible and affordable opportunities to recreate in the state's diverse outdoors.

### PLANNING

Hundreds of parks and facilities maintained by local, state, and federal government agencies, as well as nonprofit and for-profit providers, constitute the non-consumptive outdoor recreation infrastructure across North Dakota. Among them are trails, playgrounds, campgrounds, swimming pools and sport fields. Planning to meet current and future outdoor recreation needs is critical not only to ensure a high quality of life for North Dakotans but also to grow the state's tourism economy.

The North Dakota Parks and Recreation Department (NDPRD) is charged with developing long-range policies and plans for the state's outdoor recreation infrastructure. As part of this responsibility, the NDPRD must prepare a State Comprehensive Outdoor Recreation Plan (SCORP) every five years.

The 2018-2022 SCORP marks the state's 10th update of this publication, first prepared by the NDPRD in 1970. Through the SCORP development process, the



NDPRD evaluates the demand for and supply of outdoor recreation activities and facilities. Then, with input from stakeholders, the NDPRD sets statewide and regional priorities for outdoor recreation infrastructure, which are used to determine the allocation of state and federal grant funds. The SCORP establishes a guide for managing and developing North Dakota's outdoor recreation base – from land acquisition to infrastructure development – over a five-year period.

## PLANNING REQUIREMENTS

### Federal Law

The Land and Water Conservation Fund Act of 1965 (Public Law 88-578, as amended) was enacted "...to assist in preserving, developing and assuring accessibility to all citizens of the United States of America of present and future generations and visitors ... such quality and quantity of outdoor recreation resources as may be available and are necessary and desirable for individual active participation in such recreation and to strengthen the health and vitality of the citizens of the United States by (1) providing funds for and authorizing Federal assistance to the States in planning, acquisition and development of needed land and water areas and facilities...."

Further, as outlined in Section 6(d) of the Act, "A comprehensive statewide outdoor recreation plan shall be required prior to the consideration by the Secretary of financial assistance for acquisition or development projects."

To maintain eligibility for the Recreational Trails Program, the Federal Highway Administration, the program's administrator, requires states that receive grant funding to complete a statewide trails plan that addresses recreational trails. The SCORP's companion publication, *Recreational Trail Needs*, fulfills this requirement.

### State Law

According to North Dakota Century Code (NDCC), the NDPRD shall "plan and coordinate government programs encouraging the full development and preservation of existing and future parks, outdoor recreation areas, and nature preserves."

More specifically, NDCC 55-08-03.1 requires the NDPRD to:

- "Undertake the development of broad recreation policies for the state as a whole and a long-range plan for their implementation.



- Initiate a continuing appraisal of the total state recreation resources, potentials, and needs and the adequacy of current efforts to meet the demands.
- Provide for the coordination and appraisal of related programs administered by all levels of government and by private enterprise."

## FUNDING

Resources to support maintenance and expansion of North Dakota's outdoor recreation infrastructure are critical to meet user demands and diversify the economy. While user fees and taxes provide resources to develop outdoor recreation infrastructure, key grant programs are necessary to meet the outdoor recreation needs of the state's citizens and visitors.

## FEDERAL SUPPORT

### Land and Water Conservation Fund

In 1965, the State Assistance Program of the Land and Water Conservation Fund (LWCF) was created by Congress to stimulate a nationwide action program to assist in preserving, developing and assuring all United States citizens and visitors have access to quality outdoor recreation resources. It is funded by Outer Continental Shelf (OCS) mineral leasing receipts. The Gulf of Mexico Energy Security Act of 2006 (GOMESA) established permanent sharing of federal revenues from oil and natural gas leasing and production on the Gulf of Mexico OCS with a portion of the funds allocated to LWCF starting in fiscal year 2017. The LWCF program provides funds to states and through states to local governments through 50/50 matching grants for the acquisition and development of public outdoor recreation sites and facilities. The NDPRD manages North Dakota's LWCF program. Completion of the SCORP every five years is required to maintain eligibility for the LWCF grant program.



## Community Grant Program

Established in 2009, the state Community Grant Program is modeled after the federal LWCF program and funded periodically through legislative appropriation. Managed by the NDPRD, the 50/50 matching grant program provides funds to political subdivisions for the development or renovation of outdoor recreation facilities, as well as tapered funding for recreation program development.

## Outdoor Heritage Fund

The North Dakota Outdoor Heritage Fund, established in 2013, receives up to \$40 million per biennium from the state's oil and gas production tax. The fund, under the oversight of the North Dakota Industrial Commission, provides 75/25 matching grants to state agencies, tribal governments, political subdivisions and nonprofit organizations, with higher priority given to projects that enhance conservation practices in this state by:

- Directive A – Providing access to private and public lands for sportsmen, including projects that create fish and wildlife habitat and provide access for sportsmen;
- Directive B – Improving, maintaining and restoring water quality, soil conditions, plant diversity, animal systems and by supporting other practices of stewardship to enhance farming and ranching;
- Directive C – Developing, enhancing, conserving and restoring wildlife and fish habitat on private and public lands; and
- Directive D – Conserving natural areas and creating other areas for recreation through the establishment and development of parks and other recreation areas.

## Recreational Trails Program

The Recreational Trails Program (RTP) is a program through which states can acquire 80/20 matching federal grant money for both motorized and non-motorized recreational trails. Established by the federal highway bill, the RTP is an assistance program of the Department of Transportation's Federal Highway Administration managed by the NDPRD. The program is funded from the Federal Highway Trust Fund, specifically from a portion of the motor fuel excise tax collected from non-highway recreational fuel use, including fuel used for off-highway recreation by snowmobiles, all-terrain vehicles, off-highway motorcycles and off-highway light trucks.

## STATE SUPPORT

### OHV Recreation Grant Program

Funded through state off-highway vehicle (OHV) registration fees, the OHV Recreation Grant Program is an 80/20 matching grant program offered through the NDPRD for construction, improvement or renovation of OHV recreation facilities throughout North Dakota, including trail signage and new development or renovation of OHV trails, bridges, trailhead facilities and trail linkages. A 100% grant is available for law enforcement agencies that need financial assistance to enforce OHV laws.

### Other State Agency Grant Programs

Other state agencies provide grants and additional resources that support the development and promotion of outdoor recreation opportunities, including but not limited to the North Dakota Game and Fish Department, North Dakota Forest Service, North Dakota Department of Transportation, North Dakota Department of Commerce Tourism Division and North Dakota Council on the Arts.

## OTHER SUPPORT

Local government agencies, nonprofit organizations and foundations support outdoor recreation infrastructure in North Dakota, including but not limited to United States Tennis Association Northern, Garrison Diversion Conservancy District and local sports associations.

# Demand and Supply

## Outdoor Recreation in North Dakota

Through the years, North Dakotans have consistently acknowledged the importance of outdoor recreation opportunities across the state. At the same time, public providers of the state's non-consumptive outdoor recreation infrastructure have strived to provide high-quality affordable and accessible opportunities to meet the needs of both citizens and tourists.

### ASSESSMENT OF NEED

To determine the demand for and supply of non-consumptive outdoor recreation in North Dakota, two distinct surveys were undertaken in 2017.

First, a survey of North Dakota households was conducted to assess interest in outdoor recreation activities and to identify the perceived quantity and quality of facilities for these activities. In March 2017, 800 North Dakotans over the age of 18 were surveyed by telephone, resulting in a 95% confidence level with a maximum margin of error of  $\pm 3.5\%$ .

Second, a survey of North Dakota's public outdoor recreation providers was completed to assess perceived demand for facilities, to inventory the quantity and condition of existing facilities and to solicit input on future needs for facilities. In March 2017, 65 percent of North Dakota's 314 providers (206) completed the mail survey, resulting in a 95% confidence level with a maximum margin of error of  $\pm 4.0\%$ .

North Dakota's outdoor recreation infrastructure – parks, campgrounds, trails and other facilities – have different levels of amenities or support facilities. For both the household and provider surveys, the following definitions were utilized:

- Modern: Amenities such as restrooms, electricity and running water are available.
- Semi-modern: Limited amenities such as restrooms without electricity or running water are available.
- Primitive: No amenities are available.



## PERSPECTIVES FROM NORTH DAKOTANS

Six out of every 10 North Dakota households (60%) report outdoor recreation is very important, while 93% report it is important. Five percent more North Dakota households feel outdoor recreation is very important today compared to five years ago.

### Importance of Outdoor Recreation

Very Important	60.1%
Important	32.4%
Not Important	7.2%
Not Sure	0.3%

### Highest Interest Outdoor Recreation Activity Categories

The following broad categories of outdoor recreation activities offered at parks, sports complexes and recreation areas are of most interest to North Dakota households:

- Going to a park, natural area or green space to play, have fun, use a playground, enjoy nature or relax (63%) and picnicking (55%).
- Camping (61%).
- Using trails for walking, running, bicycling or horseback riding (61%).
- Using boats, pontoons or other personal watercraft for recreational boating other than fishing (54%) and canoeing or kayaking (45%).
- Swimming (51%).
- Skiing, snowshoeing, ice skating, sledding or similar winter activities (48%).
- Playing a sport (47%).
- Using a rifle or pistol range (47%).

### Highest Interest Outdoor Recreation Activities

North Dakota households are most interested in the following specific types of outdoor recreation activities:

- Camping in a modern campground (54%), in an RV or camper (47%) and in a group campsite (46%).
- Visiting a modern park or natural area (54%), going to a park area or green space to play games, toss Frisbee or relax (50%) and picnicking at a small family site (47%).
- Using a modern trail (50%) or a paved multi-use (walking, jogging or bicycling) trail (49%).
- Using a boat ramp or landing for recreational boating (47%).
- Going to a designated swimming beach on a lake or river (45%).

### Willingness to Travel for Outdoor Recreation Activities

North Dakota households are willing to travel to participate in some outdoor recreation activities, but others are most often undertaken close to home.

More than 50 Miles	Less than 2 Miles
Camping (72%)	Using a dog park or pet exercise area in park (29%)
Recreational boating (54%)	Using a skateboard park (28%)
Canoeing or kayaking (48%)	Playing disc or Frisbee golf (20%)
Snowmobiling on designated trails (47%)	Exercising or playing sports (20%)
Skiing, snowshoeing, ice skating, sledding or similar winter activities (38%)	





### Highest-Rated Outdoor Recreation Facilities

Of those North Dakota households interested in participating in a specific outdoor recreation activity, the following facilities rate the highest (excellent or very good in both quality and quantity):

1. Golf courses (48%).
2. Playgrounds (45%).
3. Golf driving or practice ranges (42%).
4. Park areas or green spaces to play games, toss Frisbee or relax (41%).
5. Softball fields (39%).
6. Baseball fields (38%).
7. Group picnic shelters (38%).
8. Paved multi-use (walking, jogging or bicycling) trails (38%).
9. Smaller family picnic sites (35%).
10. Modern parks or natural areas with electricity, running water and restrooms (33%).

### Lowest-Rated Outdoor Recreation Facilities

In contrast, the following outdoor recreation facilities rank lowest (poor in both quality and quantity, meaning it must be greatly improved or replaced) among those North Dakota households interested in participating in a specific activity:

1. Downhill skiing or snowboarding areas (60%).
2. Exercise trails with exercise machines or equipment at stations (58%).
3. Off-highway vehicle (ATV, dirt bike or side by side) trails (56%).
4. Designated sledding or tubing areas (55%).
5. Designated paddling trails for canoeing or kayaking (54%).
6. Archery ranges (52%).
7. Spray pools, wave pools or other specialty pools (51%).
8. Designated swimming beaches on lakes or rivers (50%).
9. Skateboard parks (49%).
10. Unpaved fat-tire bike trails (48%).

## PERSPECTIVES FROM PROVIDERS

Public providers of outdoor recreation facilities in North Dakota include government agencies at the local, state and federal levels, as well as nonprofit organizations. Thirty-eight percent of reporting providers serve a geographic area with less than 1,000 people. Many providers do not have any full-time employees.

Overall, 49% of outdoor recreation providers report demand for facilities and activities exceeds supply for their users. Numerous facilities have more than 20% of providers reporting demand exceeds supply.

### Outdoor Recreation Facilities Where Demand Exceeds Supply

The facilities for which the highest proportion of providers say demand exceeds supply include:

1. Paved multi-use trails (31%).
2. Modern campgrounds (30%).
3. RV/camper sites with electricity/water hookups (30%)
4. Unpaved multi-use trails (27%).
5. Playgrounds (27%).
6. Modern general purpose parks and recreation areas (26%).
7. Campgrounds with RV dump stations (23%).
8. Mountain biking trails (23%).
9. Off-highway vehicle (ATV, dirt bike or side by side) trails (22%).
10. Group picnic shelters (22%).

The largest proportion of providers rate the condition of most of their facilities as only adequate (moderate improvement needed) or poor (must improve greatly or replace). Twenty-five percent of providers report general improvement of existing facilities is particularly important.

### Outdoor Recreation Facilities in Good Condition

The highest proportion of providers report the following existing outdoor recreation facilities are in good condition, meaning little or no improvement is needed:

1. Horse riding pens or corral areas (89%).
2. Specialty pools (84%).
3. Exercise trails (81%).
4. Pickleball courts (75%).
5. Group campsites (69%).
6. Mountain biking trails (66%).
7. 18-hole golf courses (65%).
8. Archery ranges (63%).
9. Dog parks or exercise areas in parks (62%).
10. Primitive campgrounds (61%).



### Outdoor Recreation Facilities in Poor Condition

The outdoor recreation facilities providers report most in need of improvement or expansion to better meet the needs of their users include:

1. Regular swimming pools (26%).
2. Tennis courts (21%).
3. Swimming bathhouses (18%).
4. Multi-use paved trails (16%).
5. Horseshoe pits (14%).
6. Launch ramps without docks or slips for recreational boating (13%).
7. Amphitheaters (12%).
8. Ice rinks (12%).
9. Basketball courts (12%).
10. Skateboard parks (12%).

### User Experience Enhancement at Outdoor Recreation Facilities

Providers report improving, expanding or adding the following amenities would most enhance users' experiences at their outdoor recreation facilities:

1. General condition or maintenance of the grounds and facilities (48%).
2. Bathrooms or restrooms in parks, recreation areas or natural areas (46%).
3. Walkways between facilities or activity areas (36%).
4. Electricity/water hookups in campgrounds (34%).
5. Shower houses in campgrounds (29%).

### Keeping Pace with Demand for Outdoor Recreation

The majority of public outdoor recreation providers report a minimum of a 4% annual increase in operating and capital expenditures is needed for the next five years to keep pace with anticipated needs.

Expenditure Increases	Operating	Capital
No annual increase needed	7.9%	9.9%
1% to 3% increase per year	26.2%	19.3%
4% to 6% increase per year	27.2%	22.8%
7% to 9% increase per year	10.4%	9.9%
10% or more increase per year	11.4%	17.8%

Over the next five years, the total additional amount needed to fulfill the existing unmet capital needs reported by 135 public outdoor recreation providers is \$319 million.



# Recommendations

## Outdoor Recreation in North Dakota

The demand for outdoor recreation opportunities across North Dakota remains high while resources to provide the necessary infrastructure to support active outdoor engagement by citizens and visitors are finite. Prioritization is essential.

93%	Importance of outdoor recreation	North Dakota households
49%	Demand for facilities and activities exceeds supply	North Dakota providers

The North Dakota Parks and Recreation Department (NDPRD), with input from the state’s public outdoor recreation stakeholders, has identified an overarching goal with three supporting strategies to guide the development of North Dakota’s outdoor recreation infrastructure over the next five years.

Active partnerships are essential to meet outdoor recreation needs in North Dakota. At the core of the state’s outdoor recreation community are local, state, federal and nonprofit providers that offer infrastructure to support healthy, active lifestyles. All must engage to advance the goal.

- Goal: Enhance outdoor recreation across the state by educating and engaging North Dakotans to ensure diverse, affordable and accessible opportunities for citizens and visitors.
  - Strategy: Educate North Dakotans about outdoor recreation.
  - Strategy: Engage North Dakotans in outdoor recreation.
  - Strategy: Expand outdoor recreation opportunities in North Dakota.

The three strategies identified to achieve the goal are interdependent. One strategy does not come first nor automatically lead into another. Instead, all must be undertaken simultaneously to build momentum to increase resource investment in outdoor recreation infrastructure that offers expanded opportunities for participation by North Dakota citizens and visitors.

### EDUCATE NORTH DAKOTANS ABOUT OUTDOOR RECREATION

North Dakotans must have a clear understanding of the diversity of outdoor recreation opportunities available to them, as well as an awareness of the numerous positive impacts:

- Building healthy communities by providing places to improve physical and mental health and bring people together.
- Contributing to the economy by supporting tourism, employment and higher property values.
- Protecting our natural world by conserving the diversity of our landscapes and the variety of life, along with supporting clean air and water.

Primary responsibility for marketing the opportunities and the accompanying benefits resides with public outdoor recreation providers, such as the NDPRD, local park districts, federal agencies such as the National Park Service, United States Forest Service, United States Army Corps of Engineers and recreation associations. The North Dakota Department of Commerce Tourism Division and local convention and visitors bureaus also play an essential role in marketing outdoor recreation, particularly to potential out-of-state visitors. Finally, health and wellness and physical activity advocates, such as the North Dakota Department of Health and the state’s health care systems, are essential partners in promoting outdoor recreation in North Dakota.

North Dakotans who understand the diverse opportunities for and benefits of outdoor recreation are more likely to actively engage in outdoor recreation activities and support necessary infrastructure investments across the state.

### ENGAGE NORTH DAKOTANS IN OUTDOOR RECREATION

North Dakotans have the opportunity to engage in outdoor recreation in countless ways. First and foremost is as

participants in the numerous activities, such as walking, biking or kayaking, around the state. Increasing the number of outdoor recreation participants requires high-quality, accessible facilities.

Elected and appointed officials and parks and recreation professionals, as public providers of outdoor recreation, must provide leadership to develop infrastructure that offers creative recreation opportunities to citizens and visitors. Active partnerships that engage diverse sectors are critical, as are opportunities to share knowledge, experience, best practices and resources.

Volunteers are needed to contribute time, expertise and funds to help develop and maintain outdoor recreation infrastructure because public providers do not have all of the resources necessary to meet outdoor recreation needs. Supporters are essential to build a strong stewardship ethic across the state and unite allies from all sectors of communities, including policymakers, business leaders and the public, to invest in North Dakota's outdoor recreation infrastructure.

## EXPAND OUTDOOR RECREATION OPPORTUNITIES IN NORTH DAKOTA

Research about North Dakota's outdoor recreation needs provides the foundation for planning, funding and developing the state's outdoor recreation infrastructure.

While this publication outlines overall recommendations, planning at all levels is critical to meeting needs. Coordinated planning with partners is essential at the local, regional, state and federal levels.

Funding for outdoor recreation infrastructure comes from a variety of mechanisms, including state and local taxes, user fees, grants and private contributions. Diversification and expansion of funding streams by providers is important to maximizing outdoor recreation opportunities.

A robust outdoor recreation infrastructure in North Dakota depends not only on the acquisition and conservation of land, but also on the development and maintenance of parks, natural areas and facilities. Prioritization for this infrastructure is outlined in the section of this publication entitled "Facility Priorities: Outdoor Recreation in North Dakota." These outdoor recreation facility priorities will be utilized as part of the NDPRD's allocation of grant funds for the Land and Water Conservation Fund and Recreational Trails Program from 2018 to 2022.

By educating and engaging North Dakotans, the state's public outdoor recreation providers will continue to strengthen and expand the infrastructure necessary to meet the demands of North Dakota's citizens and visitors for high-quality, affordable and accessible outdoor recreation opportunities.



# Facility Priorities

## Outdoor Recreation in North Dakota

Across much of North Dakota, demand for outdoor recreation opportunities exceeds the supply of accessible, high-quality infrastructure. Based on analysis of the demand for and supply of outdoor recreation in North Dakota, categories of facilities are prioritized for grant funding at the state level, as well as in the state's eight legislatively determined planning regions, for the five-year period from 2018 to 2022.

Comparing North Dakota household interest in different types of outdoor recreation activities with their rating of the number and condition of facilities for such activities (excellent and very good versus fair and poor) provides a strength-weakness grid. Those facilities identified as a primary weakness, meaning there is a high level of interest in these activities but the overall number and condition of facilities is rated fair or poor, receive a higher ranking in the statewide and regional priorities. Providers' rankings of need and condition of existing facilities are then factored in to determine overall prioritization for the state and each region.

It is important to note the foremost priority for the federal Land and Water Conservation Fund, one of the largest sources of publicly-supported grants for outdoor recreation in North Dakota, is the acquisition of public parks and recreation land.

### Definitions

For both the household and provider surveys, the following definitions were utilized to identify different levels of amenities or support facilities available at parks, recreation areas or natural areas, trails and campgrounds:

- Modern: Amenities such as restrooms, electricity and running water are available.
- Semi-modern: Limited amenities such as restrooms without electricity or running water are available.
- Primitive: No amenities are available.

The specific types of facilities included in the prioritized general categories of outdoor recreation facilities in the tables below include:

- Campgrounds: group campsites, tent/RV/camper sites with and without electricity/water hookups, RV/camper dump stations, cabin/yurt rentals.



- Canoeing/kayaking facilities: launch ramps, docks, paddling trails.
- Golf courses: 18-hole courses, 9-hole courses, driving ranges, pitching/putting ranges.
- Motorized trails: off-highway vehicle (ATV, dirt bike or side by side) trails, snowmobile trails.
- Non-motorized trails: paved multi-use (walking, jogging, bicycling) trails, unpaved multi-use trails, unpaved hiking trails, unpaved mountain biking trails, exercise trails, horseback riding trails.
- Playgrounds/picnic areas/open space parks: group picnic shelters, family picnic sites, playgrounds, natural areas, multi-purpose open green space or playfields, amphitheaters.
- Recreational boating facilities: launch ramps without docks/slips, launch ramps with docks only, launch ramps/marinas with both docks and slips.
- Shooting sports facilities: rifle/pistol/trap/skeet ranges, archery ranges.
- Specialty facilities: dog parks, pet exercise areas, disc golf courses, horseshoe pits.
- Sports courts/fields: baseball fields, softball fields, football fields, soccer fields, tennis courts, pickleball courts, basketball courts, volleyball courts, track facilities, lighted fields/courts.
- Swimming/water facilities: swimming pools, specialty pools such as splash pads, swimming beaches, swimming bathhouses.
- Winter sports facilities: cross-country skiing/snowshoeing trails, fat-tire biking trails, ski/snowboard slopes, ski lifts, ski jumps, sledding/tubing hills, ice rinks.

## STATEWIDE FACILITY PRIORITIES

- 93% of North Dakota households report outdoor recreation is important.
- 49% of providers report demand for outdoor recreation facilities and activities exceeds supply.

Primary Needs	Secondary Needs	Tertiary Needs
Non-Motorized Trails	Swimming/Water Facilities	Shooting Sport Facilities
Playgrounds/Picnic Areas/Open Space Parks	Recreational Boating Facilities	Canoeing/Kayaking Facilities
Campgrounds	Winter Sports Facilities	Sports Courts/Fields
		Motorized Trails

### Primary Needs

Sixty-one percent of North Dakota households are interested in using trails for walking, running, bicycling or horseback riding. Household also expressed interest in using modern trails (50%), paved multi-use trails (49%), unpaved hiking trails (42%), unpaved multi-use trails (42%) and semi-modern trails (40%). Semi-modern trails, hiking trails, modern and unpaved multi-use trails are primary weaknesses statewide. The following percentage of providers report demand exceeds supply: 31% for paved multi-use trails, 27% for unpaved multi-use trails, 23% for mountain biking trails and 21% for hiking trails.

Sixty-three percent of North Dakota households are interested in going to a park, natural area or green space to play on a playground, have a picnic, enjoy nature or relax, with 54% interested in visiting a modern park or natural area. Forty-four percent are interested in visiting natural areas. Playing on playgrounds is of interest to 42% of households statewide, while 27% of providers report demand exceeds the supply of playgrounds. Forty-six percent of providers report bathrooms or restrooms are important to enhance user experiences in parks, recreation areas or natural areas.

Camping is of interest to 61% of households statewide; 54% of households are interested in modern campgrounds with electricity and running water and 47% in utilizing campers or RVs. Rental cabins or yurts at campgrounds or parks are primary weaknesses in North Dakota. Thirty percent of providers report demand for modern campgrounds exceeds supply.

### Secondary Needs

Swimming outdoors is of interest to 51% of North Dakota

households, while designated swimming beaches on lakes or rivers and specialty pools are primary weaknesses statewide. Providers report 26% of regular swimming pools statewide are in poor condition.

Using a boat, pontoon or personal watercraft for recreational boating other than fishing is of interest to 54% of North Dakota households, and 47% are interested in using a boat ramp or landing for recreational boating. Marinas and slips for recreational boating are primary weaknesses statewide.

Forty-eight percent of households statewide are interested in skiing, snowshoeing, ice skating, sledding or similar winter activities. Designated sledding or tubing areas are primary weaknesses in North Dakota.

### Tertiary Needs

Using outdoor rifle or pistol ranges is of interest to 47% of North Dakota households, and archery ranges and rifle or pistol ranges are primary weaknesses statewide.

Forty-five percent of households in North Dakota are interested in canoeing or kayaking. Waterways and designated paddling trails for canoeing or kayaking are primary weaknesses across the state.

Playing a sport outdoors (other than for a school team) is of interest to 47% of North Dakota households. Providers report 21% of tennis courts in the state are in poor condition.

Twenty-two percent of providers statewide report demand exceeds supply for off-highway vehicle (ATV, dirt bike or side by side) trails.



## REGION 1 FACILITY PRIORITIES

- 88% of Region 1 households report outdoor recreation is important.
- 49% of providers report demand for outdoor recreation facilities and activities exceeds supply.

### Primary Needs

Camping is of interest to 55% of North Dakota households in Region 1, particularly in modern campgrounds (51%), with campers or RVs (47%) and at group campsites (44%). Rental cabins or yurts at campgrounds or parks, semi-modern campgrounds and tent camping sites are primary weaknesses in the region. Providers report demand exceeds supply for many camping facilities: semi-modern campgrounds (29%), tent/RV/camper sites without electricity/water hookups (29%), RV/camper sites with electricity/water hookups (22%) and RV dump stations (22%). Forty-two percent of providers report electricity/water hookups and RV/camper sewer hookups are important to enhance user experiences in campgrounds.

Using trails for walking, running, bicycling or horseback riding is of interest to 55% of North Dakota households in Region 1, with 47% interested in modern trails. Modern trails, semi-modern trails and unpaved multi-use trails are primary weaknesses for the region. Twenty-nine percent of providers report demand exceeds supply for paved multi-use trails and exercise trails, while 22% say the same for hiking trails.

### Secondary Needs

Forty-two percent of Region 1 households are interested in playing sports outdoors (other than for a school team). Twenty-nine percent of providers report demand exceeds supply for basketball courts, softball fields and volleyball courts. Providers in the region report the following facilities are in poor condition: 33% of basketball courts,

Primary Needs	Secondary Needs	Tertiary Needs
Campgrounds	Sports Courts/Fields	Winter Sports Facilities
Non-Motorized Trails	Playgrounds/Picnic Areas/Open Space Parks	Swimming/Water Facilities
		Specialty Facilities
		Shooting Sport Facilities
		Recreational Boating Facilities

27% of softball fields and 31% of tennis courts. A primary weakness in this region is lighted sports courts or fields.

Fifty-nine percent of households in the region enjoy going to a park, natural area or green space to play on a playground, have a picnic, enjoy nature or relax, with 50% interested in visiting modern parks or natural areas. Twenty-nine percent of providers report demand exceeds supply for group picnic shelters. Forty-nine percent of providers report bathrooms or restrooms and parking are important to enhance user experiences in parks, recreation areas or natural areas.

### Tertiary Needs

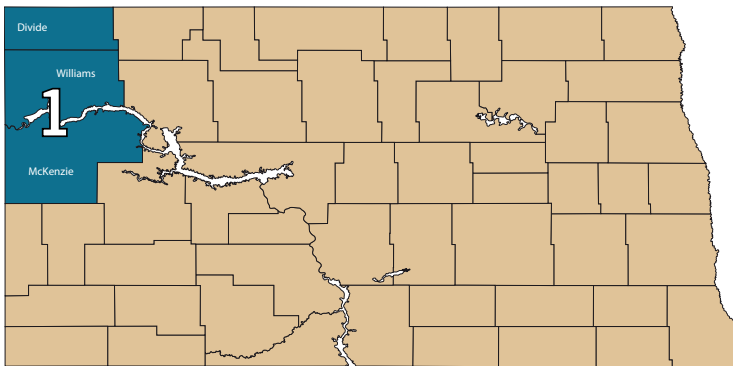
Primary weaknesses in the region are designated sledding or tubing areas. Thirty-two percent of providers report demand exceeds supply for cross-country skiing or snowshoeing trails, and 29% say the same for outdoor ice rinks. Providers in the region report 33% of ice rinks are in poor condition.

Designated swimming beaches on lakes or rivers and regular swimming pools are primary weaknesses in the region. Twenty-nine percent of providers report demand exceeds supply for regular swimming pools and swimming bathhouses.

In Region 1, pet exercise areas within parks and dog parks are primary weaknesses. Twenty-nine percent of providers report demand exceeds supply for disc or Frisbee golf courses.

Outdoor rifle or pistol ranges and archery ranges are primary weaknesses.

Marinas and slips to use while recreational boating are primary weaknesses in the region.



Divide, Williams and McKenzie Counties



## REGION 2 FACILITY PRIORITIES

- 97% of Region 2 households report outdoor recreation is important.
- 57% of providers report demand for outdoor recreation facilities and activities exceeds supply.

### Primary Needs

Fifty-eight percent of North Dakota households in Region 2 are interested in using trails for walking, running, bicycling or horseback riding, with 48% interested in modern trails and 42% in semi-modern. Forty-seven percent are interested in paved multi-use trails compared to 42% in hiking. Primary weaknesses include semi-modern trails, unpaved multi-use trails, modern trails and hiking trails. Twenty-four percent of providers report demand exceeds supply for hiking trails.

Camping is of interest to 62% of North Dakota households in this region, with 58% interested in modern campgrounds. Fifty-one percent are interested in using campers or RVs and 51% in group campgrounds. Rental cabins or yurts at campgrounds or parks are primary weaknesses. Twenty-nine percent of providers say the demand for modern campgrounds exceeds supply and 24% say the same for RV dump stations. Forty-three percent of providers report electricity/water hookups in campgrounds are important to enhance user experiences.

Sixty-six percent of North Dakota households in Region 2 are interested in going to a park, natural area or green space to play on a playground, enjoy nature or relax. Modern parks or natural areas are of interest to 58% while semi-modern are of interest to 44%. Forty-two percent of households are interested in visiting natural areas. Providers note demand exceeds supply for playgrounds (33%), group picnic shelters (33%), family picnic sites (29%), modern general purpose parks and recreation areas (24%) and multi-purpose open green space or playfields (24%). Sixty-two percent of providers report bathrooms

Primary Needs	Secondary Needs	Tertiary Needs
Non-Motorized Trails	Swimming/Water Facilities	Canoeing/Kayaking Facilities
Campgrounds	Shooting Sport Facilities	Winter Sports Facilities
Playgrounds/Picnic Areas/Open Space Parks		Recreational Boating Facilities



or restrooms in parks, recreation areas or natural areas are important to enhance user experiences.

### Secondary Needs

Fifty-seven percent of households are interested in swimming outdoors, with 48% interested in swimming beaches on lakes or rivers. Designated swimming beaches on lakes or rivers, specialty pools and regular swimming pools are primary weaknesses in the region. Providers in the region report 29% of regular swimming pools are in poor condition, as are 22% of swimming beaches.

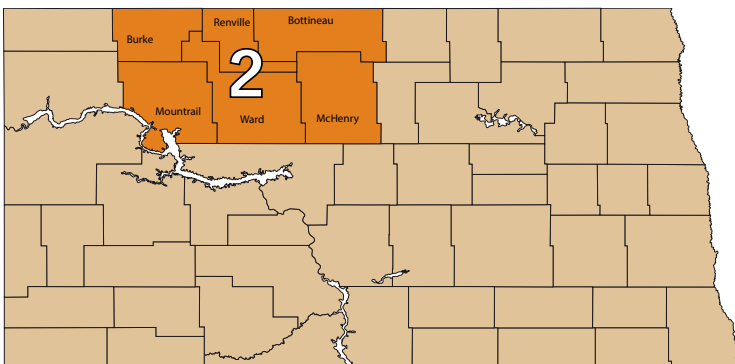
Fifty-five percent of households in Region 2 are interested in using outdoor rifle or pistol ranges. Primary weaknesses include archery ranges and rifle or pistol ranges.

### Tertiary Needs

Forty-eight percent of Region 2 households are interested in canoeing and kayaking. Designated paddling trails and waterways for canoeing or kayaking are primary weaknesses.

Skiing, snowshoeing, ice skating, sledding or similar winter activities are of interest to 43% of North Dakota households in the region. Designated sledding or tubing areas are primary weaknesses.

Marinas and slips to use while boating are a primary weakness in the region.



Burke, Mountrail, Renville, Ward, Bottineau and McHenry Counties

## REGION 3 FACILITY PRIORITIES

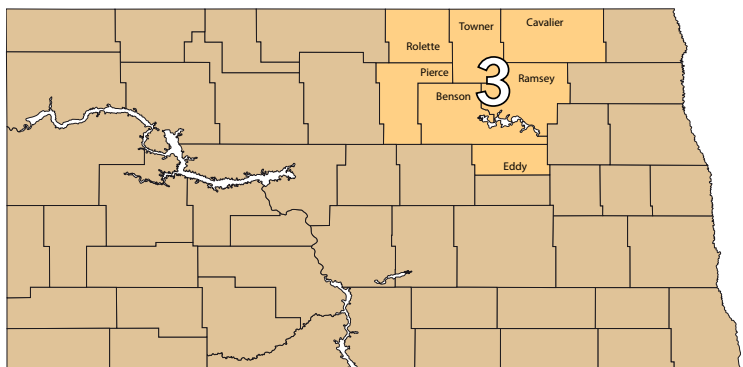
- 91% of Region 3 households report outdoor recreation is important.
- 24% of providers report demand for outdoor recreation facilities and activities exceeds supply.

### Primary Needs

Sixty-one percent of Region 3 households are interested in using designated trails for walking, running, bicycling or horse riding. Fifty-one percent are interested in using modern trails, while 44% are interested in using semi-modern trails. Forty-seven percent of households are interested in using paved multi-use trails and 39% in unpaved multi-use trails. Hiking trails are of interest to 41 percent of households. Semi-modern, modern trails, hiking trails, paved multi-use trails and unpaved multi-use trails are primary weaknesses. Providers report demand exceeds supply in the following areas: paved multi-use trails (38%), hiking trails (38%), unpaved multi-use trails (29%) and semi-modern trails (24%). Providers report 40% of paved multi-use trails in the region are in poor condition.

Fifty-two percent of households are interested in swimming outdoors, with 46% interested in going to designated swimming beaches on lakes or rivers and 45% interested in going to regular pools. Specialty pools, regular swimming pools and designated swimming beaches on lakes or rivers are primary weaknesses in the region. Providers in the region report 43% of regular swimming pools, 20% of swimming beaches and 33% of swimming bathhouses are in poor condition.

Seventy-one percent of Region 3 households are interested in going to a park, natural area or green space to use a playground, enjoy nature or relax. Sixty percent are interested in visiting modern parks or natural areas with 44% interested in visiting natural areas. Playing at outdoor playgrounds is of interest to half of households in this



Rolette Pierce, Benson, Towner, Cavalier, Ramsey and Eddy Counties

Primary Needs	Secondary Needs	Tertiary Needs
Non-Motorized Trails	Recreational Boating Facilities	Winter Sports Facilities
Swimming/Water Facilities	Motorized Trails	Sports Courts/Fields
Playgrounds/Picnic Areas/Open Space Parks	Canoeing/Kayaking Facilities	
Campgrounds	Shooting Sport Facilities	

region. Semi-modern parks or natural areas are a primary weakness. Providers report demand exceeds supply in the following areas: group picnic shelters (38%), family picnic sites (33%), playgrounds (33%), modern general purpose parks and recreations areas (29%), and multi-purpose open green space or play fields (29%). Forty-eight percent of providers in Region 3 report bathrooms or restrooms in parks, recreation areas or natural areas are important to enhance user experiences.

Camping is of interest to 63% of North Dakota households in Region 3, with 55% interested in modern campgrounds, 51% in using campers or RVs and 42% in group campgrounds. Rental cabins or yurts and group campground sites are primary weaknesses. The region's providers say demand exceeds supply for modern campgrounds (43%), RV/camper sites with electricity/water hookups (43%), RV dump stations (29%), group camping sites (24%) and cabin/yurt rentals (24%).

### Secondary Needs

Fifty-nine percent of Region 3 households are interested in using a boat, pontoon or personal watercraft for recreational boating other than fishing. Fifty-two percent are interested in using boat ramps or landings while 40% of households are interested in marinas or slips. Primary weaknesses in the region are marinas or slips for recreational boating. According to providers, 20% of launch ramps with docks only in the region are in poor condition.

Using designated trails for riding off-highway vehicles (ATVs, dirt bikes or side by sides) is of interest to 43% of households in the region. OHV trails are primary weaknesses. Thirty-eight percent of providers report demand exceeds supply for OHV trails.

Forty percent of the region's households are interested in canoeing or kayaking, and waterways for canoeing or kayaking are primary weaknesses.

Forty percent of Region 3 households are interested in using outdoor rifle or pistol ranges. Archery ranges and rifle or pistol ranges are primary weaknesses.

**Tertiary Needs**

Skiing, snowshoeing, ice skating, sledding or similar winter activities are of interest to 53% of North Dakota households in the region. Designated sledding or tubing areas are a primary weakness. Providers report 20% of ice rinks in the region are in poor condition.

Half of the region’s households are interested in playing a sport outdoors (other than for a school team). According to providers, 20% of horseshoe pits in the region are in poor condition.



**REGION 4 FACILITY PRIORITIES**

- 92% of Region 4 households report outdoor recreation is important.
- 52% of providers report demand for outdoor recreation facilities and activities exceeds supply.

**Primary Needs**

Trails for walking, running, bicycling or horseback riding are of interest to 62% of Region 4 households, with 50% interested in modern trails and 41% in semi-modern trails. Forty-eight percent are interested in hiking trails and paved multi-use trails, while 46% are interested in unpaved multi-use trails. Primary weaknesses are hiking trails and semi-modern trails. According to providers, demand exceeds supply for unpaved multi-use trails (36%), paved multi-use trails (32%), mountain biking trails (28%), hiking trails (24%), semi-modern trails (20%) and modern trails (20%).

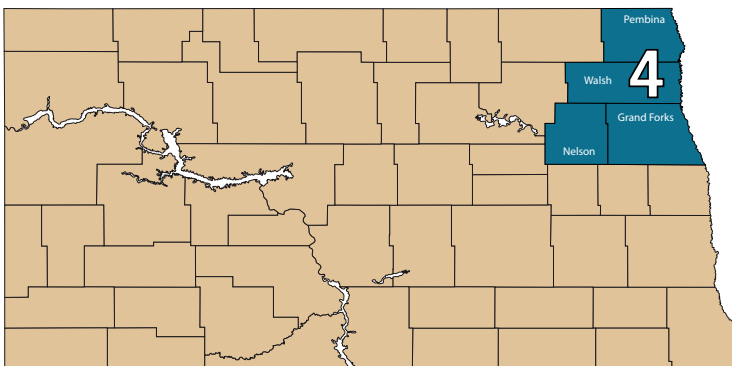
Fifty-seven percent of North Dakota households in the region are interested in camping, with 50% interested in modern campgrounds and 41% in using campers or RVs. Rental cabins or yurts at campgrounds or parks are primary

Primary Needs	Secondary Needs	Tertiary Needs
Non-Motorized Trails	Winter Sports Facilities	Recreational Boating Facilities
Campgrounds	Shooting Sport Facilities	Motorized Trails
Swimming/Water Facilities	Canoeing/Kayaking Facilities	Specialty Facilities
Playgrounds/Picnic Areas/Open Space Parks	Sports Courts/Fields	Golf Courses

weaknesses. Providers note demand exceeds supply for RV dump stations (36%), RV/camper sites with electricity/water hookups (32%), cabin/yurt rentals (24%), modern campgrounds (20%), group campsites (20%) and tent/RV/campsites without electricity/water hookups (20%). Forty-four percent of providers report electricity/water hookups in campgrounds are important to enhance user experiences, and 40% report the same for RV/camper dump stations in campgrounds.

Swimming outdoors is of interest to 51% of Region 4 households, with 44% interested in regular swimming pools and 40% in swimming beaches on lakes or rivers. Designated swimming beaches and specialty pools are primary weaknesses. Twenty-four percent of providers say demand exceeds supply for swimming beaches. Providers in the region report 25% of regular swimming pools are in poor condition.

Sixty-five percent of Region 4 households are interested in going to a park, natural area or green space to use a



Pembina, Walsh, Nelson and Grand Forks Counties

playground, enjoy nature or relax, with 55% interested in modern parks or natural areas. Playgrounds are of interest to 43% of households in the region, and 46% are interested in visiting natural areas. According to providers, demand exceeds supply for playgrounds (24%), modern general purpose parks and recreation areas (24%) and multi-purpose open green space and playfields (24%). According to providers, 30% of semi-modern general purpose parks and recreation areas in the region are in poor condition. Forty-four percent of providers report bathrooms or restrooms in parks, recreation areas or natural areas are important to enhance user experiences.

## Secondary Needs

Half of North Dakota households in Region 4 are interested in skiing, snowshoeing, ice skating, sledding or similar winter activities. Designated sledding or tubing areas are primary weaknesses. Providers report cross-country skiing or snowshoeing trails (24%), ice rinks (20%) and sledding or tubing hills (20%) as facilities where demand exceeds supply.

Forty-nine percent of Region 4 households are interested in using outdoor rifle or pistol ranges and 40% in archery ranges. Rifle or pistol ranges and archery ranges are primary weaknesses.

Canoeing and kayaking are of interest to 44% of households in Region 4. Designated paddling trails and waterways for canoeing or kayaking are primary weaknesses. Twenty percent of providers report demand

exceeds supply for launch ramps and docks for canoeing and kayaking.

Forty-five percent of the region's households are interested in playing a sport outdoors (other than for a school team). Lighted sports fields or courts are primary weaknesses. Demand exceeds supply for baseball fields and basketball courts, according to 20% of providers. Providers report 25% of football fields in the region are in poor condition.

## Tertiary Needs

Using a boat, pontoon or personal watercraft for recreational boating other than fishing is of interest to 49% of households in Region 4. Ramps or landings for launching watercraft are a primary weakness. Twenty percent of providers report demand exceeds supply for launch ramps with docks only.

Twenty-eight percent of the region's providers report demand exceeds supply for off-highway vehicle (ATV, dirt bike or side by side) trails. OHV trails are primary weaknesses.

Demand exceeds supply for dog parks and pet exercise areas within parks, according to 24% of providers in Region 4. Providers report half of skateboard parks in the region are in poor condition.

According to 20% of providers, demand exceeds supply for regular nine-hole courses.



## REGION 5 FACILITY PRIORITIES

- 91% of Region 4 households report outdoor recreation is important.
- 50% of providers report demand for outdoor recreation facilities and activities exceeds supply.

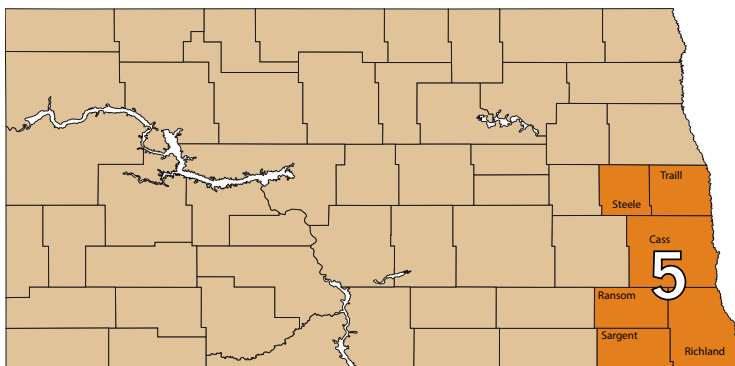
### Primary Needs

Trails for walking, running, bicycling or horseback riding are of interest to 61% of Region 5 households with 51% interested in modern trails. Fifty-one percent are interested in using paved multi-use trails while 44% are interested in unpaved multi-use trails. Hiking trails, semi-modern trails, modern trails and unpaved multi-use trails are primary weaknesses. Providers note demand exceeds supply for paved multi-use trails (25%), unpaved multi-use trails (25%) and exercise trails (22%).

Sixty-one percent of the region’s households are interested in camping. Fifty-five percent are interested in camping in modern campgrounds, 44% in renting cabins or yurts at campgrounds or parks, 44% in using campers or RVs and 42% in group campgrounds. Primary weaknesses are rental cabins or yurts at campgrounds or parks, semi-modern campgrounds, modern campgrounds, camper or RV camping sites, group campground sites and tent camping sites. According to providers, 35% of group campsites in the region are in poor condition.

Swimming outdoors is of interest to 56% of North Dakota households in the region, while 51% are interested in going to designated swimming beaches on lakes or rivers and 48% are interested in going to regular pools. Designated swimming beaches on lakes or rivers and specialty pools are primary weaknesses. Providers report 25% of regular swimming pools in the region are in poor condition.

Sixty-one percent of North Dakota households in the region are interested in going to a park, natural area or green space to use a playground, enjoy nature or relax, with 54% interested in visiting modern parks or natural areas.



Steele, Traill, Cass, Ransom, Sargent and Richland Counties

Primary Needs	Secondary Needs	Tertiary Needs
Non-Motorized Trails	Winter Sports Facilities	Sports Courts/Fields
Campgrounds	Recreational Boating Facilities	Shooting Sport Facilities
Swimming/Water Facilities	Canoeing/Kayaking Facilities	Specialty Facilities
Playgrounds/Picnic Areas/Open Space Parks		

Forty-nine percent are interested in visiting natural areas. Semi-modern parks or natural areas are a primary weakness.

Providers in the region report demand exceeds supply for modern general purpose parks and recreation areas (25%) and multi-purpose open green space and playfields (22%). According to providers, 33% of amphitheaters in the region are in poor condition.

### Secondary Needs

Fifty-five percent of North Dakota households in Region 5 are interested in skiing, snowshoeing, ice skating, sledding or similar winter activities with 42% interested in sledding or tubing on snow hills. Designated sledding or tubing areas are primary weaknesses. Twenty-eight percent of providers report ice rinks as facilities where demand exceeds supply.

Half of households in Region 5 are interested in using a boat, pontoon or personal watercraft for recreational boating other than fishing, and 41% are interested in using boat ramps or landings. Ramps and landings for launching watercraft for recreational boating are primary weaknesses.

Canoeing and kayaking are of interest to 43% of households in Region 5. Designated paddling trails and waterways for canoeing or kayaking are primary weaknesses.

### Tertiary Needs

Forty-eight percent of households in the region are interested in playing a sport outdoors (other than for a school team). Twenty-two percent of providers report demand for baseball fields exceeds supply. Providers report 28% of tennis courts in the region are in poor condition.

Forty-three percent of Region 5 households are interested in using outdoor rifle or pistol ranges. Archery ranges and rifle or pistol ranges are primary weaknesses.

Twenty-two percent of providers report demand exceeds supply for disc or Frisbee golf courses.

## REGION 6 FACILITY PRIORITIES

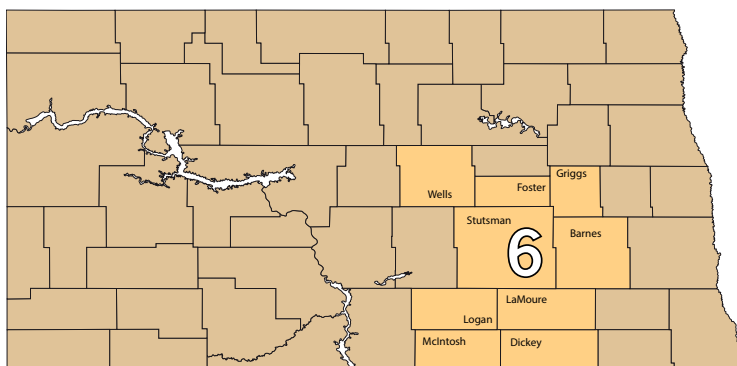
- 89% of Region 4 households report outdoor recreation is important.
- 48% of providers report demand for outdoor recreation facilities and activities exceeds supply.

### Primary Needs

Fifty-four percent of North Dakota households in Region 6 are interested in using designated trails for walking, running, bicycling or horseback riding, while 45% are interested in using modern trails and paved multi-use trails. Primary weaknesses are semi-modern trails, modern trails, hiking trails, unpaved multi-use trails and paved multi-use trails. Paved multi-use trails (33%) and mountain biking trails (26%) are facilities where providers say demand exceeds supply. Providers report 23% of paved multi-use trails in the region are in poor condition.

Fifty-eight percent of the region’s households are interested in going to a park, natural area or green space just to play, to use a playground, enjoy nature or relax. Forty-six percent of households are interested in visiting modern parks or natural areas. Semi-modern parks, natural areas and family picnic sites are primary weaknesses. Providers report the following facilities where demand exceeds supply: modern general purpose parks and recreation areas (30%), playgrounds (30%), family picnic sites (26%) and group picnic shelters (26%). Forty-four percent of providers in the region say bathrooms or restrooms in parks, recreation areas or natural areas are important to enhance user experiences.

Forty-one percent of Region 6 households are interested in swimming outdoors. Specialty pools, designated swimming beaches on lakes or rivers and regular swimming pools are primary weaknesses. Twenty-two percent of providers report demand exceeds supply for



Wells, Foster, Griggs, Stutsman, Barnes, Logan, LaMoure, McIntosh and Dickey Counties

Primary Needs	Secondary Needs	Tertiary Needs
Non-Motorized Trails	Canoeing/Kayaking Facilities	Recreational Boating Facilities
Playgrounds/Picnic Areas/Open Space Parks	Winter Sports Facilities	Motorized Trails
Swimming/Water Facilities	Shooting Sport Facilities	Golf Courses
Campgrounds	Sports Courts/Fields	Specialty Facilities

swimming bathhouses. According to providers, 50% of swimming bathhouses and 27% of regular swimming pools in the region are in poor condition.

Camping is of interest to 44% of households in the region. Group campground sites are a primary weakness. Providers report a number of facilities where demand exceeds supply: modern campgrounds (44%), group campsites (37%) and RV/camper sites with electricity/water hookups (33%). Providers report 20% of primitive campgrounds in the region are in poor condition. Forty-one percent of providers say shower houses in campgrounds are important to enhance user experiences.

### Secondary Needs

Designated paddling trails and waterways for canoeing or kayaking are primary weaknesses in Region 6. Twenty-two percent of providers report demand for docks in the region exceeds supply. According to providers, 25% of the region’s launch ramps are in poor condition.

Forty-one percent of households in the region are interested in skiing, snowshoeing, ice skating, sledding or similar winter activities. Designated sledding or tubing areas are primary weaknesses. Providers report 33% of sledding or tubing hills and 29% of ice rinks in the region are in poor condition.

Forty-five percent of households are interested in using outdoor rifle or pistol ranges and 40% in archery ranges. Rifle or pistol ranges and archery ranges are primary weaknesses in the region.

Exercising or playing a sport outdoors at a park or sports complex (other than for a school team) is of interest to 46% of households in Region 6. Twenty-six percent of providers report demand exceeds supply for volleyball courts. Providers in the region report 29% of horseshoe pits, 25% of tennis courts and 23% of volleyball courts are in poor condition.

**Tertiary Needs**

Forty-eight percent of households in Region 6 are interested in using a boat, pontoon or personal watercraft for recreational boating other than fishing and 44% in using boat ramps or landings. Half of launch ramps without docks or slips in the region are in poor condition, according to providers.

Off-highway vehicle (ATV/dirt bike or side by side) trails are primary weaknesses in the region.

Outdoor golf driving or practice ranges are a primary weakness. Providers report 50% of outdoor driving ranges in Region 6 are in poor condition.

According to providers, 50% of outdoor skateboard parks and 25% of outdoor disc or Frisbee golf courses in the region are in poor condition.



**REGION 7 FACILITY PRIORITIES**

- 94% of Region 4 households report outdoor recreation is important.
- 54% of providers report demand for outdoor recreation facilities and activities exceeds supply.

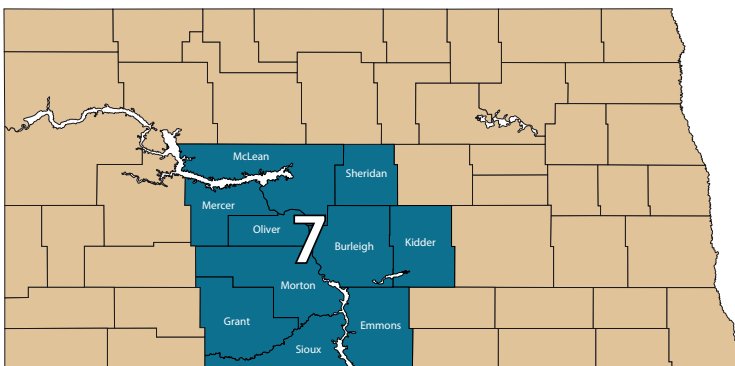
**Primary Needs**

Trails for walking, running, bicycling or horseback riding are of interest to 66% of Region 7 households. Fifty-four percent are interested in using paved multi-use trails, 53% in modern trails, 47% in hiking trails, 46% in unpaved multi-use trails and 46% in semi-modern trails. Hiking trails and semi-modern trails are primary weaknesses. Providers listed paved multi-use trails (33%), unpaved multi-use trails (31%) and mountain biking trails (24%) as facilities where demand exceeds supply. According to providers, all exercise trails in the region are in poor condition, as are 29% of mountain biking trails.

Primary Needs	Secondary Needs	Tertiary Needs
Non-Motorized Trails	Campgrounds	Recreational Boating Facilities
Swimming/Water Facilities	Shooting Sport Facilities	Sports Courts/Fields
Playgrounds/Picnic Areas/Open Space Parks	Canoeing/Kayaking Facilities	Motorized Trails
	Winter Sports Facilities	Specialty Facilities

Fifty-one percent of North Dakota households in the region are interested in swimming outdoors with 48% interested in designated swimming beaches on lakes or rivers, 42% in regular swimming pools and 41% in specialty pools. Specialty pools and designated swimming beaches on lakes or rivers are primary weaknesses. Thirty-six percent of providers note demand exceeds supply for swimming beaches. According to providers, 33% of regular swimming pools and 20% of specialty pools in the region are in poor condition.

Sixty-five percent of North Dakota households in the region are interested in going to a park, natural area or green space to use a playground, enjoy nature or relax, with 56% interested in visiting modern parks or natural areas and 40% interested in semi-modern. Forty-eight percent are interested in playing at playgrounds. Forty-four percent are interested in visiting natural areas. Modern general purpose parks and recreation areas (28%) and



McLean, Sheridan, Mercer, Oliver, Burleigh, Kidder, Morton, Grant, Sioux and Emmons Counties

playgrounds (31%) are facilities where demand exceeds supply, according to providers. Forty-eight percent of providers say bathrooms or restrooms in parks, recreation areas or natural areas are important to enhance user experiences, while 41% say the same about walkways between facilities or activity areas.

## Secondary Needs

Camping is of interest to 72% of Region 7 households. Sixty-five percent are interested in modern campgrounds, 60% in group campgrounds, 59% in camping in campers or RVs, 49% in renting cabins or yurts and 41% in camping in tents. According to providers, demand exceeds supply for RV/camper sites with electricity/water hookups (36%), modern campgrounds (33%), group campsites (26%), cabin rental sites (24%) and RV dump stations (26%).

Forty-five percent of households in the region are interested in using outdoor rifle or pistol ranges and 44% in archery ranges. Outdoor archery ranges are primary weaknesses. Twenty-one percent of providers report demand exceeds supply for archery ranges.

Canoeing or kayaking is of interest to 55% of households in Region 7 with 42% interested in using designated paddling trails. Designated paddling trails for canoeing or kayaking are primary weaknesses. Twenty percent of providers report demand exceeds supply for docks.

Skiing, snowshoeing, ice skating, sledding or similar winter activities are of interest to 51% of the region's households. Primary weaknesses are designated sledding or tubing areas. Demand exceeds supply for outdoor ice rinks, according to 23% of providers.

## Tertiary Needs

Sixty-five percent of households in Region 7 are interested in using a boat, pontoon or personal watercraft for recreational boating other than fishing. Fifty-eight percent are interested in using boat ramps or landings and 42% in using marinas or slips while recreational boating. Twenty percent of providers report demand exceeds supply for launch ramps with docks only.

Forty-nine percent of households are interested in playing a sport outdoors (other than for a school team). According to providers, 25% of tennis courts and 21% of baseball fields in the region are in poor condition.

Demand exceeds supply for off-highway vehicle (ATV/dirt bike/side by side) trails and snowmobile trails, according to 21% of Region 7 providers.

Twenty percent of providers say dog parks or pet exercise areas within parks are facilities where demand exceeds supply.

## REGION 8 FACILITY PRIORITIES

- 92% of Region 4 households report outdoor recreation is important.
- 52% of providers report demand for outdoor recreation facilities and activities exceeds supply.

### Primary Needs

Fifty-eight percent of Region 8 households are interested in camping, with 47% interested in modern campgrounds, 46% in camping in campers or RVs and 42% in group campgrounds. Rental cabins or yurts at campgrounds or parks, group campground sites, modern campgrounds and camper or RV camping sites are primary weaknesses. Providers report demand exceeds supply for the following facilities: RV/camper sites with electricity/water hookups (27%), RV dump stations (27%), modern campgrounds (26%), primitive campgrounds (21%) and group camping sites (21%).

Fifty-six percent of North Dakota households in the region are interested in using designated trails for walking,

Primary Needs	Secondary Needs	Tertiary Needs
Campgrounds	Shooting Sport Facilities	Motorized Trails
Non-Motorized Trails	Sports Courts/Fields	Specialty Facilities
Swimming/Water Facilities	Recreational Boating Facilities	Winter Sports Facilities
Playgrounds/Picnic Areas/Open Space Parks		Canoeing/Kayaking Facilities
		Golf Courses

running, bicycling or horseback riding with 44% interested in modern trails. Hiking trails, modern trails, unpaved multi-use trails, semi-modern trails and paved multi-use trails are primary weaknesses. According to providers, demand exceeds supply for the following facilities: paved multi-use trails (42%), unpaved multi-use trails (36%), primitive trails (36%), modern trails (36%), hiking trails



(33%), mountain biking trails (33%), exercise trails (26%) and semi-modern trails (31%). According to providers, 33% of hiking trails in the region are in poor condition.

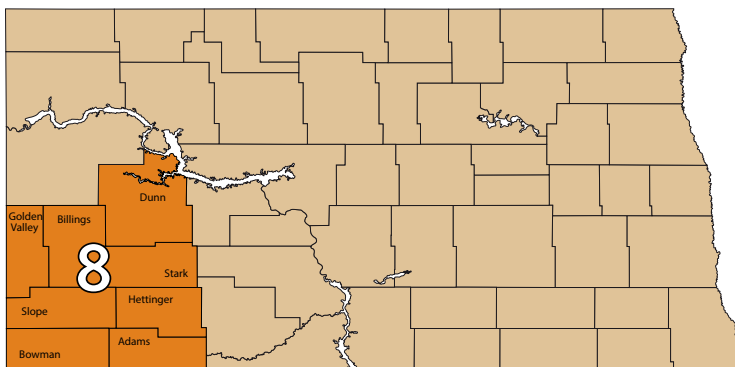
Swimming outdoors is of interest to 40% of households. Specialty pools, designated swimming beaches on lakes or rivers and regular swimming pools are primary weaknesses. Demand exceeds supply for specialty pools, according to 26% of providers. Providers report 25% of swimming beaches in the region are in poor condition.

Sixty percent of North Dakota households in the region are interested in going to a park, natural area or green space to use a playground, enjoy nature or relax, with 51% interested in modern parks or natural areas. Natural areas and modern parks or natural areas are primary weaknesses. According to 26% of providers, demand for playgrounds and modern general purpose parks and recreation areas exceeds supply. Twenty-five percent of amphitheaters and 24% of semi-modern general purpose parks and recreation areas in the region are in poor condition, according to providers. Providers report walkways between facilities or activity areas in parks, recreation areas or natural areas (57%) and bathrooms or restrooms (47%) are important to enhancing user experiences.

**Secondary Needs**

Outdoor rifle or pistol ranges are of interest to 54% of Region 8 households. Archery ranges and rifle or pistol ranges are primary weaknesses.

Forty-six percent of households are interested in playing a sport outdoors (other than for a school team). Outdoor basketball courts and lighted sports fields or courts are primary weaknesses. Twenty-six percent of providers report demand for softball fields exceeds supply. According to providers, the following facilities in the region are in poor condition: 50% of soccer fields, 33% of volleyball courts, 31% of horseshoe pits and 25% of basketball courts. Forty-two percent of providers report lighted sports fields for evening use are important to enhance user experiences.



Golden Valley, Billings, Dunn, Stark, Slope, Hettinger, Bowman and Adams Counties



Using a boat, pontoon or personal watercraft for recreational boating other than fishing is of interest to 47% of households in Region 8. Ramps or landings for launching watercraft are a primary weakness. Providers report all launch ramps without docks or slips and all launch ramps or marinas with both docks and slips in the region are in poor condition.

**Tertiary Needs**

Off-highway vehicle (ATV, dirt bike or side by side) trails are primary weaknesses. Thirty-eight percent of providers report demand exceeds supply for OHV trails and 27% say the same for snowmobile trails.

Twenty-one percent of providers say dog parks or pet exercise areas within parks are facilities where demand exceeds supply. Fifty percent of dog parks or pet exercise areas in parks, 33% of skateboard parks and 20% of disc golf courses in the region are in poor condition, according to providers.

Thirty-three percent of providers in the region report demand exceeds supply for cross-country skiing or snowshoeing trails, with 21% reporting the same for sledding or tubing hills. Providers also report 25% of ice rinks in the region are in poor condition.

Waterways for canoeing or kayaking are primary weaknesses in the region.

According to providers, 25% of the region’s nine-hole golf courses are in poor condition.

# Plan Development

## Outdoor Recreation in North Dakota

In January 2017, the North Dakota Parks and Recreation Department (NDPRD) contracted with Clearwater Communications, Bismarck, to perform survey and planning services to develop the *2018-2022 North Dakota State Comprehensive Outdoor Recreation Plan (SCORP)*, along with two companion publications, *Recreational Trail Needs* and *Wetlands Priorities*.

### SURVEY METHODOLOGY

Clearwater Communications subcontracted with Winkelman Consulting, Fargo, to complete the research portion of the project, which included surveys of North Dakota households and outdoor recreation providers to determine demand for and supply of outdoor recreation facilities in the state.

#### Household Survey

The population for this study consisted of North Dakotans who are 18 years of age or older. An ideal, stratified random-systematic sampling technique was employed in this study to select phone numbers. In other words, approximately 100 interviews were completed within each of the eight planning regions, rather than distributing the interviews proportionately based on the population. From the selected sample of residential landline and cell phone numbers, 800 interviews were actually completed. The data was then weighted in a manner that the statewide “weighted” sample also represents 800 total respondents.

All data was collected through the use of telephone interviews. Data collection was conducted from March 13 to 24, 2017. The data collection was completed in compliance with specifications established by Winkelman Consulting. Interviewing was supervised and performed by trained personnel from Dynamics Marketing, Inc.

The 800 completed questionnaires provide a 95% confidence level with an overall minimum and maximum margin of error of  $\pm 2.1\%$  and  $\pm 3.5\%$ , respectively, in estimating the proportion of the population who possess a certain characteristic or opinion.

#### Provider Survey

The population for this study consisted of the 330 North Dakotan outdoor recreation providers identified by the NDPRD. No sampling technique was employed in this study to select respondents, since all providers identified by the NDPRD were asked to participate in the study. A minimum response rate of 50% was targeted. From the 314 eligible respondents, 217 at least “returned” a survey and 206 provided “responses” to the survey (on 202 questionnaires), resulting in a “return rate” of 69.1% and a “response rate” of 65.6%.

All data was collected through the use of mail surveys. However, respondents were given options to reply by mail, email, fax or phone. Data collection was conducted from February 26 to March 27, 2017. The data collection was administered by Winkelman Consulting.

The 206 completed questionnaires provide a 95% confidence level with an overall minimum and maximum margin of error of  $\pm 2.4\%$  and  $\pm 4.0\%$ , respectively, in estimating the proportion of the population who possess a certain characteristic or opinion.

### PUBLICATION COMPONENTS

Based on the survey results provided by Winkelman Consulting, the NDPRD and Clearwater Communications developed the SCORP, which includes an executive summary, an overview of outdoor recreation in North Dakota, a summary of the demand for and supply of outdoor recreation activities and facilities in the state, and recommendations for development of North Dakota’s outdoor recreation infrastructure, along with statewide and regional facility priorities, from 2018 to 2022.

The facility priorities identified for North Dakota’s eight legislatively determined planning regions will be utilized as part of the NDPRD’s state and federal grant allocation process during the SCORP timeframe.

## Stakeholder Input

Input on the SCORP was solicited from 18 stakeholders identified by the NDPRD:

- Garrison Diversion Conservancy District
- Maah Daah Hey Trail Association
- North Country Trail Association
- North Dakota Department of Commerce Tourism Division
- North Dakota Department of Health
- North Dakota Department of Transportation
- North Dakota Forest Service
- North Dakota Game and Fish Department
- North Dakota Recreation & Park Association
- Open Road Honda
- Red River Riders
- Snowmobile North Dakota
- State Historical Society of North Dakota
- U.S. Army Corps of Engineers, Omaha District, Garrison Dam & Lake Sakakawea
- U.S. Department of Agriculture, Forest Service, Dakota Prairie Grasslands
- U.S. Department of Interior, Bureau of Reclamation, Dakotas Area Office
- U.S. Department of Interior, National Park Service

## Public Comment

As the final step in the development process, the SCORP was posted on the NDPRD website for a 10-day period for public comment. Recommendations received from the public were incorporated into the final draft of the SCORP.

## Related Resources

Electronic versions of the SCORP companion publications, *Recreational Trail Needs* and *Wetlands Priorities*, are available on the NDPRD website at [www.parkrec.nd.gov](http://www.parkrec.nd.gov). Detailed information from the North Dakota household and outdoor recreation provider surveys, including regional data, is also available online.





**North Dakota Parks and Recreation Department**  
**1600 East Century Avenue, Suite 3**  
**Bismarck, ND 58503-0649**  
**701-328-5357**  
**[www.parkrec.nd.gov](http://www.parkrec.nd.gov)**

